

ATTENTION ALL EDUCATORS

Register now to quickly handle your claims online

Visit mybenefitsconnect.chubb.com

IT'S QUICK
AND EASY!




We are committed to providing products that better protect educators and their families. We've also created an easier way for educators to file Wellness, Accident, Disability, Hospital, Cancer and Critical Illness insurance claims online.

To get started, first time users must register their account using these three quick and easy steps:

Step 1

Begin registration by locating your account.

[Simply click here](#), or scan the QR code below.

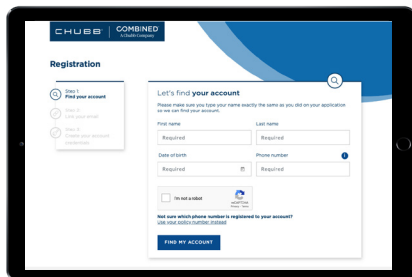


Step 2

If you choose to use your **phone number**, you must provide your name, date of birth, and the phone number on file with your company.

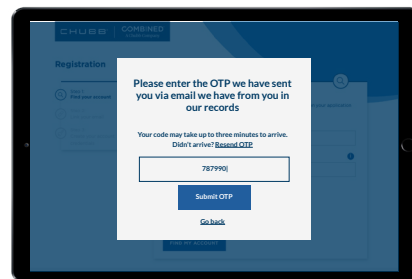
If you choose to use your **policy number**, enter your name, date of birth, and the policy number associated with your group.

If you choose to use your **invite code**, use your 5-digit ZIP code plus the first 3 digits of your social security number with no spaces in between (**e.g. 12345678**).



Step 3

We will then send a one-time passcode (OTP) to the email address you entered to complete your registration. **It's that easy.**



Need to log in?



Scan the QR code or [click here](#) and enter the email address and passcode selected during registration.

Registration is once and done!

This process is only required for your **initial registration** in the self-service portal.

Our self-service portal is available for you to submit claims, download commonly used forms, upload supporting documents and review claims statuses 24/7.

If you have technical difficulties accessing or registering for the self-service portal, please call **888-499-0425** between our business hours of 7:30 AM to 6:00 PM CST.