

Retirement Savings Guide

Table of Contents

457(b) Retirement Plan	2
403(b) Retirement Plan	3
Public Service Loan Forgiveness	4
Resources	5
Contacts	7
Enrollment Guide	8


Enrollment Information for

- 457(b) Retirement Savings Plan
- 403(b) Retirement Savings Plan
- Public Service Loan Forgiveness

Changes in all retirement savings plans are done through payroll deduction and are effective in up to 2 pay periods.



Connecting you to your retirement plan sources



This guide was created to help you understand key elements of the retirement saving plans available to you through your school district. Having a basic understanding of the Teachers Retirement System (TRS), 403(b), and the 457 Retirement Saving Plan helps guide your path toward a better retirement outcome.

This document provides a brief overview of the administration, advisory, and loan forgiveness services available to you.

BENEFITS AND PLANS AVAILABLE

- 457(b) Retirement Savings Plan
- 403(b) Retirement Savings Plan
- Public Service Loan Forgiveness (PSLF)

Plan Passwords:

403(b): templ403
457(b): templ457

457(b) Retirement Plan

What is the 457(b) Retirement Savings Plan?

Your employer has adopted the ESC Region 10 RAMS program that offers the Voluntary 457(b) retirement savings plan as a way for you to invest in your future financial wellness. The 457(b) plan is similar to a corporate 401(k), and allows you to save money by making salary contributions, tax-deferred or Roth (if your plan allows). Most plans allow you to start, stop, increase or decrease contributions at any time. In 2018, you can contribute up to \$18,500. If you are age 50 or older, you can contribute up to an additional \$6,000 for a total of \$24,500 for the year. By participating, you can lower your current taxes or earn tax-free income, bridge your retirement income gap, and achieve financial independence.

What you can expect from the 457(b) Savings Plan?

- Full transparency of fees
- No surrender charges or commissions
- No 10% early withdrawal tax penalty
- Education provided by a retirement specialist

457(b) Investment Options

By participating in the 457(b) retirement savings plan, you have the option of self-allocation over 15 low-cost, high-quality mutual funds, or the option to choose a professionally managed risk-based portfolio. The portfolios available are displayed on the right of this page.



Investment Portfolios



Aggressive Growth Portfolio
Targeted Allocation: 100% Stocks
Targeted age range: 20-45



Growth
Targeted Allocation: 75% Stocks, 25% Bonds
Targeted age range: 30-40



Signature Portfolio
Targeted Allocation: 60% Stocks, 25% Bonds
Targeted age range: All



Moderately Conservative Portfolio
Targeted Allocation: 50% Stocks, 50% Bonds
Targeted age range: 40-60



Conservative Portfolio
Targeted Allocation: 25% Stocks, 75% Bonds
Targeted age range: 50-60



Preservation Portfolio
Targeted Allocation: 100% Bonds*
Targeted age range: 50-60

How to Enroll

1. Visit www.region10rams.org and locate your district under **Access My Plan**.
 2. Select the **457(b) tab** and click on your employer's **Summary Plan Description** link. Look for your **Plan Password** on the document and write it down.
 3. Go back to the previous page and now click on the yellow **Register** button.
 4. Enter your **Plan Password**.
 5. Follow each step until you get a completion confirmation link.
- ...& you're done!

403(b) Retirement Plan



What is the 403(b) Retirement Savings Plan?

Your employer has adopted the ESC Region 10 RAMS program that offers the Voluntary 403 (b) retirement savings plan as a way for you to invest in your future financial wellness. The 403(b) plan allows employees to make contributions on a pretax or Roth (if available) basis. Employees have more than 50 investment providers to choose from the TRS certified list of Companies. Most plans allow you to start, stop, increase or decrease contributions at any time.



In 2018, you can contribute up to \$18,500. If you are age 50 or older, you can contribute up to an additional \$6,000 for a total of \$24,500 for the year. The contribution limits are independent of a 457(b) and you can simultaneously contribute to both a 403(b) and a 457(b) plan. By participating, you can lower your current taxes or earn tax-free income, bridge your retirement income gap, and achieve financial independence.

How do open a 403(b) Retirement Savings Plan?

1. Visit the website at www.region10rams.org and locate district under **Access My Plan**.
2. Locate tab **403(b)**, click on the **Approved Vendor list**.
3. Contact the Vendor directly to establish your Retirement Account.
4. Set up salary deferral by registering as a new user at www.region10rams.org

What are my 403(b) investment options?

By participating in the 403(b) retirement savings plan, you have the flexibility to research over 50 vendors, and find the one that fits your individual investment needs. The 403(b) retirement savings plan is suited for those individuals that like the flexibility to choose their own vendor and may want a more hands-on approach in selection of their retirement savings products.

What is the difference between a 403(b) and a 457(b) Plan?

Description	457(b)	403(b)
10% early distribution penalty tax on withdrawals before the age of 59½		✓
Potential commission-based product		✓
Employer oversight of plan investments	✓	
Quarterly evaluations of current investments and managed portfolios	✓	
Employer ability to limit plan fees	✓	
Eligible to transfer funds directly to TRS for service purchase	✓	✓
Earnings may be tax deferred or tax-free	✓	✓
Loan availability	✓	✓

Public Service Loan Forgiveness

About the Program

If you currently owe federal student loans, are willing to make 120 payments, and are working full time for a 501(c)(3) organization or government agency, you may qualify for assistance under the Public Service Loan Forgiveness Program—part of the College Cost Reduction and Access Act.



Benefits

- ✓ Save money on federal student loans
- ✓ Use loan savings to grow your retirement
- ✓ Establish financial independence

TCG can help you take a leap into financial wellness by lowering your student debt and allowing you to contribute more to your retirement accounts. Let's get started today!

How it Works

<u>Before IS Loan Solutions</u>		<u>With IS Loan Solutions</u>
\$76,000	Balance	\$76,000
\$850	Monthly Payment	\$208
\$0	Loan Forgiveness	\$69,959
\$102,050	Total Repayment	\$32,091

Reduce your monthly payment even more and improve your retirement income by contributing to a 457(b) account

Register now to view your savings!

Visit www.tcgs.vc/isloans to get started

Use code: JALV

Resources: Teachers Retirement System (TRS)

About Teacher Retirement System (TRS)

The Teacher Retirement System of Texas (TRS) administers a pension trust fund that has been serving the needs of Texas public education employees for over 75 years.

How much do I qualify for at retirement with TRS?

See the following example to apply the TRS Formula and the rule of 80.

John Q. Teacher started working as a teacher for the school district in September of 1978 right out of college. He is ready to retire at the end of this school year (2008). His highest 3 years of salary were \$58,000, \$60,000, and \$62,000. He would like to know how much he qualifies for at retirement. John can use the TRS Formula to find this out.

TRS Formula	Years of Service	X	State Multiplier (2.3%)	X	Average 3-5 Highest Years of Income	=	Maximum Benefit
	John: <u>30</u>	X	<u>2.3%</u>	X	<u>\$60,000</u>	=	<u>\$41,400</u>



Try TRS formula for your own individual situation!

Part one	_____	X	2.3% State Multiplier	=	_____
	Years of Service				Income Percentage from TRS Pensions



Part two	_____	X	Average 3-5 Highest Years of Income	=	_____
	Income Percentage from TRS Pensions				Maximum Benefit



Resources: Rollover Options

What are my Rollover Options?

1) Leave money in previous employer's plan (if employer permits).

Benefits: No immediate action required, earnings remain tax-deferred.

Disadvantages: Can no longer contribute through payroll contribution. It's more complicated managing multiple plans from different employers

2) Rollover your money to your new employer's plan

Benefits: The plan remains tax-deferred; you can continue to contribute; your plans are now consolidated.

Disadvantages: Requires paperwork and approvals; this process can be somewhat time-consuming.

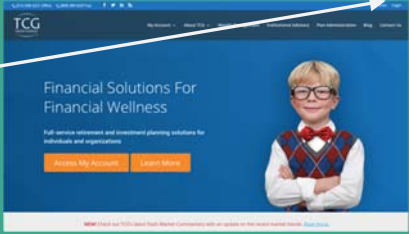
3) Rollover your money into an IRA

Benefits: The plan remains tax-deferred; you may have access to more investment providers and investment options.

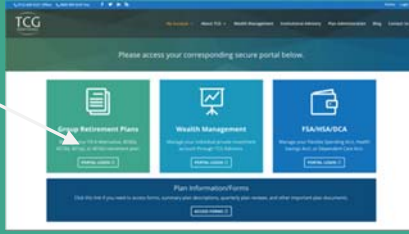
Disadvantages: You cannot borrow money from these accounts.

Enrollment Guide

1 Visit the enrollment website at www.tcgservices.com and click **LOGIN** to get started.



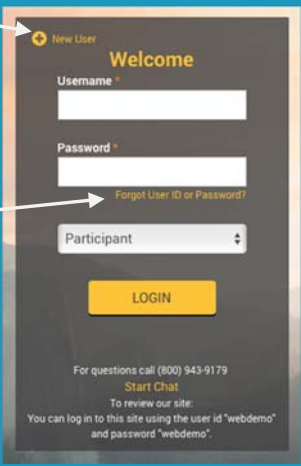
2 Click **GROUP RETIREMENT PLAN** to access login portal.



3 Click **NEW USER** to begin the registration process.

Note: If you already have an account, you can use your credentials to log in.

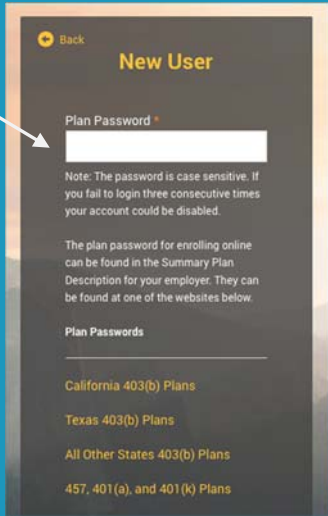
You can also select **FORGOT ID OR PASSWRD** to reset your account credentials.




4 Type in your **PLAN PASSWORD** as mentioned earlier in this booklet.

If you're unsure of your password, look below for the yellow links and click your corresponding state and plan.

Contact 800-943-9179 if you have any questions.



5 Enter your **Social Security number** and proceed.




Note: If the system says you already have an account, try the following default credentials.

Username: Your SSN

Password: DOB in MMDDYYYY format

If unsuccessful, please contact 800-943-9179 for assistance.



6 The following self-guided screens will ask you to create a username/password, fill in details about yourself, and answer questions relating to your account contributions.

If you have any questions about the process, please contact customer service at 800-943-9179 or visit our Support Center at tcgservices.com/contact-us

Personal Information

Overall Progress: **0% Complete**

Username Information

Items marked with an asterisk (*) must be completed before you can proceed to the next step.

Establish your username *

(alphanumeric digits, case-sensitive)

Establish your password * Re-enter password *

(digits, case-sensitive)

Remember your Username and Password. You will need them to access your account via the plan website in the future.