

Inicio de sesión por primera vez

NBS Portal web

¿Cómo accedo a mi cuenta en línea?

Registrarse e iniciar sesión en su cuenta en línea es fácil. Sólo tiene que seguir las siguientes instrucciones.


1 Ingresar al sitio web

- ▶ Con su navegador de Internet, visite: <http://my.nbsbenefits.com>
- ▶ Haga clic en "Register" (Registrarse) en la página de inicio. (Resaltado a continuación en rojo)

The screenshot shows the NBS website homepage. At the top left is the NBS logo (national benefit services) and contact information: 855-399-3035 and service@nbsbenefits.com. On the top right, there are two buttons: "SIGN IN" (with a checkmark icon) and "REGISTER" (with a person icon and highlighted in red). Below the buttons, a message reads: "Welcome to our new portal. To use the legacy portal, [click here](#). The legacy portal will be retired on October 28th." To the right of this message, a note states: "If you have an existing username and password, click 'Sign In' - there is no need to register again. If you have never registered, click 'Register.'" The main content area features a large photo of a smiling family (mother, daughter, father, and son) with blue arrows on either side. Below the photo is a "QuickLinks" section with six icons and text: "Which Plan is Right for Me?", "Documents & Forms", "Frequently Asked Questions", "Short Term Savings", "Calculate your Tax Savings", and "Enroll Here". To the right of the QuickLinks is a section for the mobile app, showing a smartphone and tablet displaying the app interface, with the text "TRY OUR MOBILE APP" and logos for Google Play and the App Store.








2 Completar los campos obligatorios del formulario de registro

- ▶ Nombre de usuario y contraseña
- ▶ Información personal: nombre y dirección de correo electrónico
- ▶ Identificación del empleado: Ingrese su **número de seguro social**.
- ▶ Identificación del empleado o número de la tarjeta de beneficios de NBS.
 - La identificación del empleado es un código de 9 dígitos que se le proporciona en el correo electrónico de bienvenida de NBS, o que puede obtenerlo a través de su empleador o comunicándose con NBS al (855) 399-3035.
- ▶ Acepte los términos de uso.
- ▶ Después de completar todos los campos obligatorios, haga clic en "Register" (Registrarse).

 To register with this site, you must have an **Employee ID** and a **Registration ID**, which is either your Employer's Employer ID or your Benefit Debit Card Number.

Register

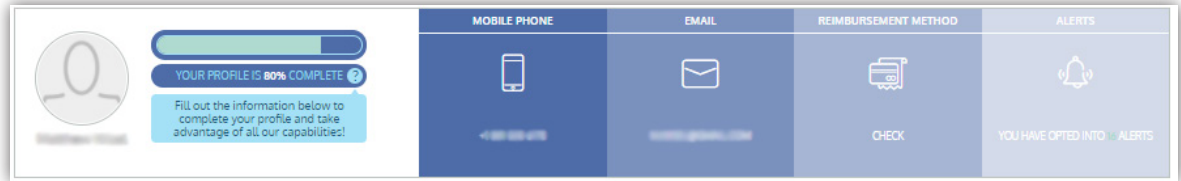
STEP 1 > STEP 2 > STEP 3 > STEP 4

 Username *	<input type="text"/>	 Username must be between 9 and 15 characters long alphanumeric value
 Password *	<input type="password"/>	 A valid password must contain between 8 and 16 characters. A password must contain 3 of the following types of characters: <ul style="list-style-type: none">• AN UPPER CASE LETTER• lower case letter• Special Character (% , ! , @ , etc.)• A number A password cannot contain: <ul style="list-style-type: none">• The same character repeating 3 or more times• The word "password"• The username• Spaces
Password Strength		
 Confirm Password *	<input type="password"/>	
First Name *	<input type="text"/>	
Initial	<input type="text"/>	
Last Name *	<input type="text"/>	
 Email *	<input type="text"/>	
 Employee ID *	<input type="text"/>	
Registration ID *	Employer ID <input type="text"/>	
	<input type="text"/>	

I accept [Terms of Use](#)

3 Configure el depósito directo para reembolsos rápidos y seguros.

- ▶ Seleccione "Método de reembolso" en el Panel de información personal y elija "Depósito directo".



- ▶ Ingrese los datos en los campos obligatorios, incluida la cuenta y el número de ruta bancaria.
- ▶ Haga clic en la casilla de verificación para que NBS deposite fondos en su cuenta.
- ▶ Haga clic en "Guardar".

Reimbursement Method

Reimbursement Method

Check Direct Deposit

Bank Name *

Account *

Re-enter Account *

Account Routing *

Re-enter Routing *

Bank Account Type

By providing my bank account and routing numbers, I agree to allow my administrator to direct deposit plan reimbursements into my accounts. I understand that I can change this directive at any time.

Check example

Name _____ Date _____

Address _____

Pay to the order of: _____

Your bank

Routing Number: 1233211231 Check #: 234511 Account Number: 123456789123

Please note: The order of Routing, Account and Check numbers will vary from financial institution to financial institutions and will not necessarily be in the same order as shown above.

Save Cancel