

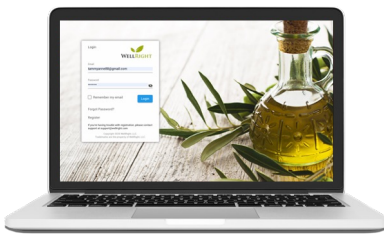
REGISTRATION GUIDE

Activate your Midland ISD Wellness account

To set up your iaWellness account, click the Activation button in the email from noreply@wellright.com with the subject line, Midland ISD Wellness Registration. Activation emails are valid for 30 days.

If you lose the email or need to register after 30 days, you can follow the steps below.

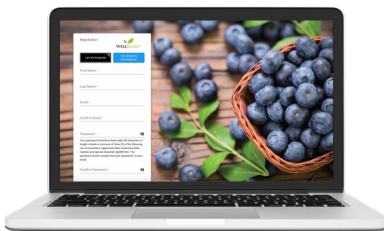
STEP
1



Go to “midlandisdwellness.wellright.com”

- Note: This is only if you did not register via the activation email

STEP
2



Registration

- Click Register
- Complete the registration form (using your registered name with MISD)

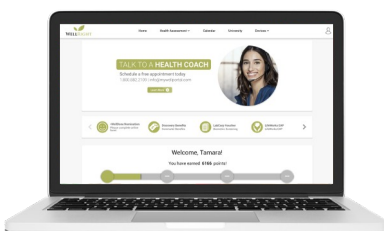
STEP
3



Check Your Email

- Click the link sent to your email to verify your email address

STEP
4



Get Started

- Save the website and login to start participating